


Leader


Welcome your group to the chat.
Introduce what you have read. Invite
others to share and contribute. Thank
them after they have shared.

*Welcome to the group. We read
I would like to invite to share.*




Artist

Draw or create something from the story. It might be a character, a place, or something that happened. Think about how it looks, sounds, smells, tastes or feels. Tell your group.




Storyteller

Tell your group what the story was about. Start with the words,
The story was about ...



Question Master


Think of an interesting question about the story. It might be something you are wondering about or something you do not understand.



Predictor

Think about what might happen next in the story. You could say,

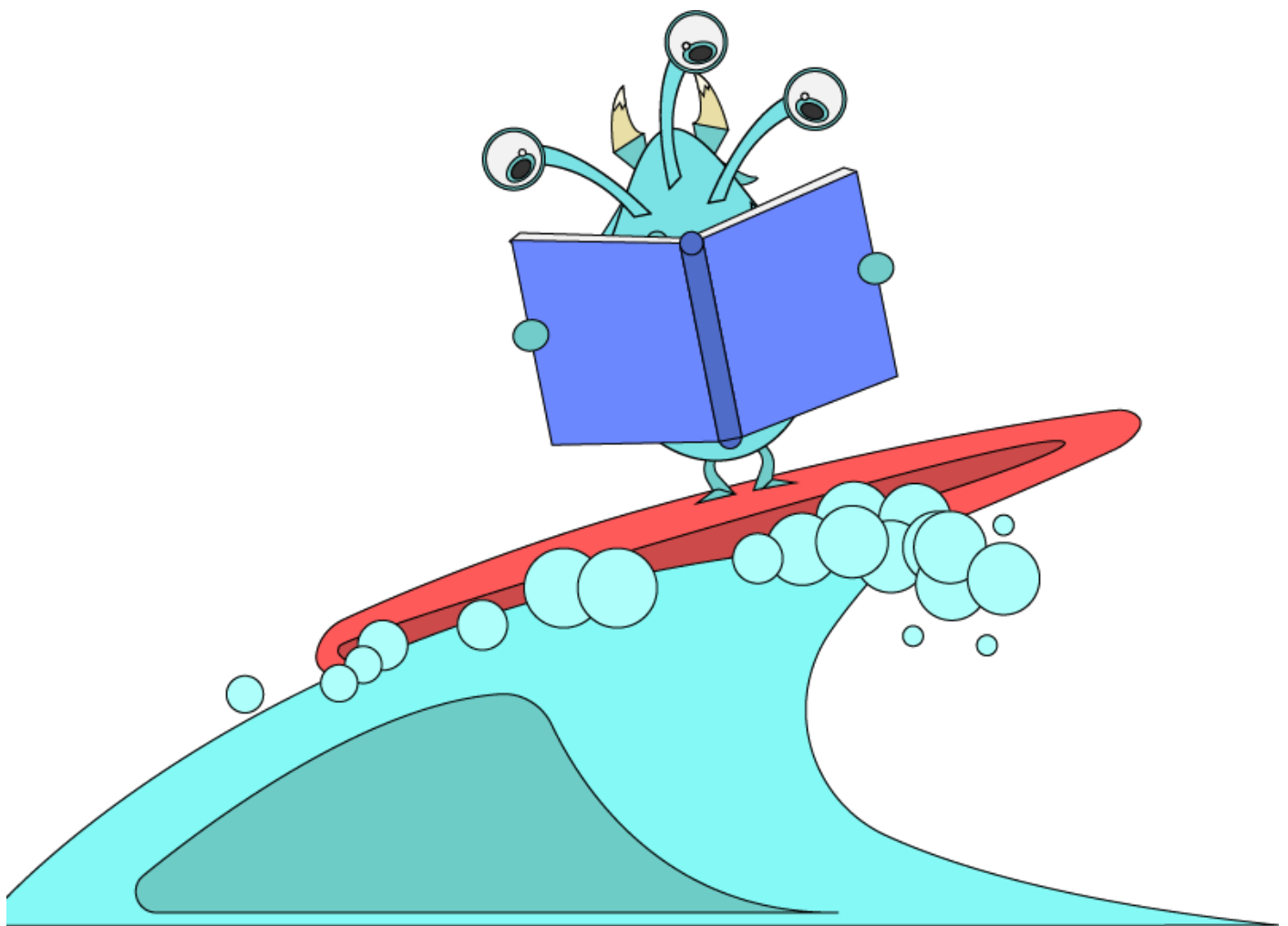
I think might happen, because



Connector

Think about the story and what it reminds you of. It could be something which has happened to you, or something you have seen, heard or read. Use the words,

This story reminds me of ... because ...



Guide Sheet

The aim of this learning experience is to engage students in a rich conversation about a story and assist them to apply comprehension strategies.

Steps:

1. Read the story all the way through for enjoyment and to build meaning. You may chat during reading if needed to support students to understand.
2. Read the story again. Before reading, explain each student's job to prompt them to think about this as they listen again.
3. Students complete responses. If assisting with this step, use the book to highlight important ideas in the story and support comprehension.
4. Sharing students' responses. When sharing, support students to:
 - speak in sentences
 - justify their response by referring to events or characters from the story
 - support students to recall ideas which link to their response
 - actively listen to others
 - make eye contact and smile

